

– All with mimio® Studio software

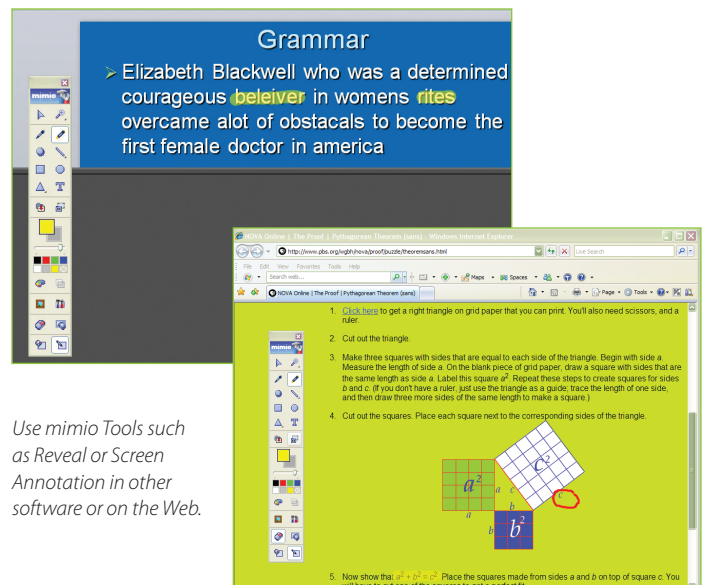
Capture, create, and present information with mimio® Studio software. When joined with a mimio Interactive system and a projector, Studio becomes the hub of control for using mimio Tools, presenting engaging lessons, and accessing ready-to-use content. With mimio Capture Kit, Studio digitally captures dry-erase marker notes and drawings. On its own, Studio can help you create compelling, interactive lessons in mimio Notebook pages.

Create and Present Lessons

Use mimio Notebook pages and Studio to create custom lessons quickly and easily. Draw, type, access ready-to-use content, import images or multimedia files and Web screen clippings. Insert graph backgrounds, musical staves, maps, and more from mimio Gallery, and add corresponding pictures and symbols. Your only limit is your imagination.

Use mimio Tools with Any Software

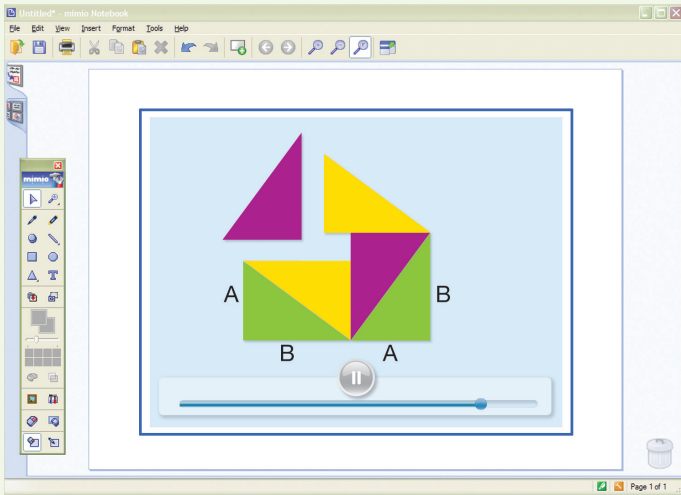
With mimio Tools, you can incorporate interactive functions in your other software programs, or use them while you browse the Internet. Employ the Spotlight tool to focus your message exactly where you want. Or uncover content gradually, under your control, with the Reveal tool.



Use mimio Tools such as Reveal or Screen Annotation in other software or on the Web.

Annotate and Capture Your Notes

mimio Tools can be used to annotate, mark up, or label any document page or screen in other applications such as Microsoft® Word, PowerPoint®, or Adobe® Acrobat®. You can also annotate directly in mimio lessons, or on screen captures from the Web. Use the pen, highlighter, or drawing tools to annotate, and save all your edits to view later, print, export, or post online.



New Studio 6 supports multimedia files.

What's New In Studio 6

Support for Multimedia Files

Import or drag-and-drop audio, video, and Flash files into mimio Studio software to enhance lesson plans. After importing the files, you can play, pause, or rewind them. They can also be resized to fit on the Notebook page, if needed. It's easy to bring even more life to your lessons with Studio 6!


New Gallery for Fast Lesson Creation

The new Studio 6 gallery features more content, with ready-to-use backgrounds, pictures, multimedia files, and lessons. And now it's also faster to find content. With a nested folder structure, it's easy to see what is available. A live search delivers a fast-find option to busy teachers.

Slim Toolbar and More...

The new slimmer toolbar fits beside the Notebook page without protruding onto it, giving access to tools at all times. An onscreen trash can makes deletions a click and drag away. You can also lock objects or set the transparency level of objects, in order to layer them together.

mimio Studio software is included with your mimio Interactive system. You may install the software on as many computers as you like, and free upgrades are provided.



Capture Digital Ink

When you join mimio Studio software with a mimio Interactive system and mimio Capture Kit, you can record your dry-erase whiteboard notes and save them in a variety of formats, including PDF, JPEG, and HTML. Now you can keep students focused on your lesson, not on copying the board.

Extras

Writing Recognition & Keyboard

Use the Recognize Ink command in mimio Studio software to convert handwritten text to typed content. Use the pop-up keyboard to add text to Notebook pages while at the whiteboard.

Record Audio and Video

Capture a lesson with your voice and make a video of what's happening onscreen using the mimio Recorder. Save your file for playback – a handy way to create distance-learning lessons. (Note: A computer-connected microphone is required to capture audio.)

General System Requirements

Microsoft® Windows®: IBM® compatible, Pentium™ 166 MHz minimum, Windows Vista® or Windows 98/Me/2000/XP, 32 MB of RAM (64 MB of RAM recommended), 45 MB disk space minimum, CD-ROM drive, available USB port.


Mac®: PowerPC® G4 or better processor or Intel® processor (700 MHz processor), Mac OS® X version 10.4 operating system software or higher, 256 MB RAM minimum (512 MB RAM recommended), 200 MB free disk space, CD-ROM drive or Internet connection to download software, available USB port (required to use a mimio device).

Linux®: Pentium™ II, 450 MHz processor, Ubuntu® version 8.04. and higher operating system software, Fedora® version 10 and higher operating system software, openSUSE® version 11.1 and higher operating system software, 256 MB RAM minimum (512 MB RAM recommended), 200 MB free disk space, CD-ROM drive or Internet connection to download software, available USB port (required to use a mimio device).

mimio Studio supports mimio DMA-02 or later devices (including mimio Xi and mimio Board). mimio Studio does not support mimio "Classic" or mimio flipChart, Quartet, Turnstone Scribe, or other DMA-01 or DMA-FC devices. To upgrade older systems for use with mimio Studio, contact mimio about trade-in options.

Our Commitment to Training

mimio is committed to providing training tools and resources to ensure that every user can learn to use mimio products competently for everyday use.



mimio[®]
make it interesting™